



Bucket Calf Project Record Book

Insert or draw picture of your calf here.

(Current Year Bucket Calf – or – Return Bucket Calf)

Indicate project above.

Exhibitor's Name

Club

Date

Nebraska Extension is a Division of the Institute of Agriculture and Natural Resources at the University of Nebraska–Lincoln cooperating with the Counties and the United States Department of Agriculture.

The 4-H Youth Development program abides with the nondiscrimination policies of the University of Nebraska–Lincoln and the United States Department of Agriculture.

4-H BUCKET CALF PROJECT

PURPOSES:

1. To teach proper health care, environmental needs and nutritional requirements of young cattle.
2. To teach basic beef/dairy management skills without a large investment.
3. To teach basic record keeping and communication skills.
4. To provide a better understanding of the cattle industry.

BUCKET CALF PROJECT GUIDELINES:

1. Project is open to 4-H members which have an “active member” status.
2. 4-H member must be enrolled in Bucket Calf Project.
3. Any newborn or orphan calf...steer, bull, or heifer...beef, dairy, or cross...purebred or crossbred and must have calved between January 1 and June 1.
4. Calf must be bucket or bottle fed. No nursing permitted.
5. Member may **identify up to three animals** but will be limited to **one calf for exhibit** at fair.
6. These calves are only eligible to be shown in the bucket calf class and showmanship
7. Calves must be identified with 4-H ear tag or identification tag on either ear. This ID tag must be listed on Bucket Calf Project Identification Sheet.
8. Exhibitor must have completed Quality Assurance classes and submitted certificates.

PROJECT EVALUATION:

1. The project will be evaluated on a three-part point system that adds up to 400 points:
 - a) Record Book 100 points
 - b) Oral Interview 100 points
 - c) Showmanship, Health & Grooming 200 points
2. Written records should be completed and brought to the 4-H Office at the fairgrounds on the day of the show.
3. General showmanship and grooming will be evaluated during the fair in a show ring evaluation.
4. Ribbon placing will be based on overall points given for the record book, interview, showmanship, and grooming. The show judge will score each exhibitor on their animal handling skills in the arena. Animals must be washed and combed but not clipped. The health and thriftiness of the animal will be judged. Champion and reserve champion awards in the Bucket \ Calf class will be based on overall points.

LANCASTER COUNTY SUPER FAIR REQUIREMENTS:

1. Current-year bucket calves must have been born between January 1 - June 1 of the Current-Year. Return Bucket Calves must have been shown at the previous Lancaster County Super Fair and complete an additional record book for the second year.
2. Calves will be shown in halter. Sticks are optional. The class will be divided according to age of exhibitor as of January 1 of the county fair year. The Junior division includes members 8-10 years old. The Intermediate division includes members 11-13 years old. The Senior division includes members 14-18 years old.
3. Entries will be weighed at fair during the time indicated in the fair book.
4. Show ring evaluation will occur at the fair.
5. See health requirements listed in the current fair book.
6. Judging of the Bucket Calf will be based on:
 - What member has learned about care and management of raising the calf/calves.
 - The grooming and showing of the calf with emphasis on what the member has learned.
 - The general health, condition and management of the calf and member's knowledge of the project.
 - Accurate and complete records of the Bucket Calf project.
7. Members are encouraged to keep animals and enter them in appropriate beef or dairy classes next year.

PROJECT DATES:

January 1—June 1: 4-H member enrolled in a Bucket Calf project must purchase and/or have calf/calves in possession to be eligible for Current-Year bucket Calf projects.

June 15: All Bucket Calf Project Identification Certificate due in Extension Office.

Entry Day at Fair:

- All Bucket calves must be on fairgrounds and all written records turned in to the County Fair 4-H Office by the time specified in the fair book.
- All Bucket Calves will weigh-in with weight entries to be recorded in record books.

4-H BUCKET CALF PROJECT
(For record-keeping purposes of project)

EXHIBITOR'S NAME: _____

4-H CLUB: _____ 4-H LEADER: _____

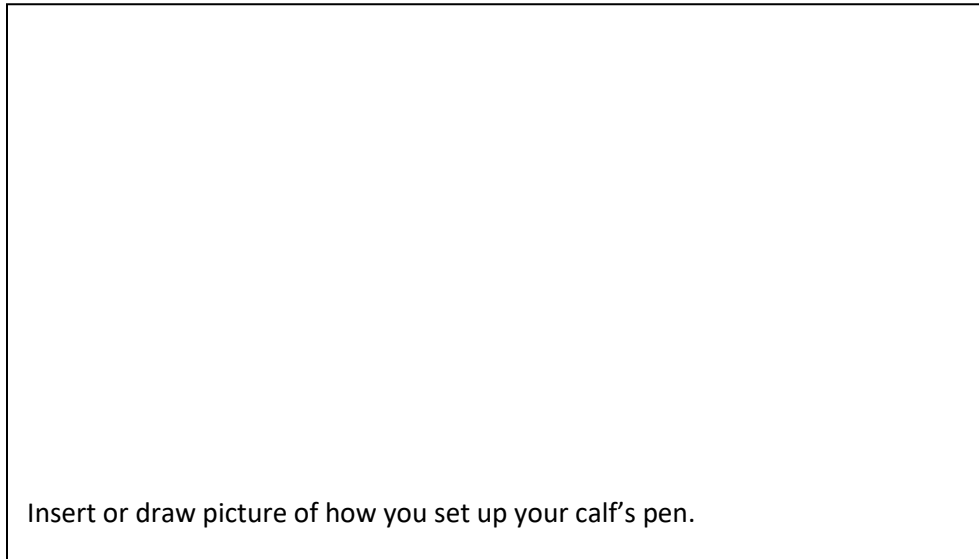
Calf Ear Tag Number	
Name of Your Calf	
Date Project Started	
Date Project Ended	
Days on Feed	
Source of Calf: Purchased (when and where) Born on our farm Other (describe)	
Description of Calf: Breed and/or Color Distinguishing Marks Gender, etc.	
Birthdate of Calf (if known)	
Tag #, ID, and Breed of Sire (if known)	
Tag #, ID, and Breed of Dam (if known)	
Value of calf at start of project	
Weight of calf at start of project	
Weight of calf at end of project	
Value of calf at end of project	

1. How did you get ready for the arrival of your calf? Please explain each.

a) Pen:

b) Food:

c) Water:



Insert or draw picture of how you set up your calf's pen.

2. Where did you get your calf?

3. Tell how you chose your calf.

4. Describe your calf's personality and what you like about them.

5. What did you feed your calf when you first got them? Explain how you fed them.



6. Did the amount per day or type of feed change throughout the time you had your calf? Explain.

7. Did your calf have any health problems? (Describe the problem(s) and what you did to treat.)

8. What did you do to prevent health problems? What management practices did you follow to help your calf stay healthy? Please describe what and how often you did different things? (Wormer, Fly Spray, Fresh Water, Clean Stalls, Etc.)

9. What was the biggest problem you had and what did you do to solve it?

10. What have you learned through this project? What would you do differently?
What did you enjoy?



4-H BUCKET CALF PROJECT FEED AND EXPENSE SUMMARY

(Exhibitor can work with a parent, club leader or junior leader to help complete this worksheet)

REQUIRED: Complete as part of your written records. Bring with you to your interview.

Calf Ear Tag Number: _____

Calf's Name: _____

(1) PURCHASE COST OR VALUE OF CALF AT BEGINNING OF PROJECT:				\$
Feed	Description	Pounds	Cost per Pound	Total cost
Milk Replacement				
Starter Feed				
Hay				
Other (Salt, Mineral, Etc.)				
Other (Salt, Mineral, Etc.)				
			(2) Total Feed Cost(s)	\$
Bedding Cost: (Check one) YES <input type="checkbox"/> NO <input type="checkbox"/>				
Explain:				
Medication Cost: (Check one) YES <input type="checkbox"/> NO <input type="checkbox"/>				
Explain:				
Veterinary Cost: (Check one) YES <input type="checkbox"/> NO <input type="checkbox"/>				
Explain:				
Equipment Cost: (Halter, Brush, Shampoo, etc.)				
Explain each:				
			(3) Total Non-Feed Cost(s)	\$
Total Investment in Calf (1+2+3)				\$

**4-H BUCKET CALF PROJECT
SIGNATURE SHEET**

4-H Member: _____

Names of Parents: _____

4-H Club: _____

Club Leader: _____

Exhibitor's Address: _____

I _____, verify that the information in this record book is accurate to the best of my knowledge and that I have followed the guidelines as set for this project and the rules of the respective youth organizations, the Lancaster County Super Fair, and those set forth in the Lancaster County Fair Book or appendix as published.

4-H Member: _____
Signature

Date

I verify that all the information is accurate to the best of my knowledge and that the 4-H Exhibitor so named has followed the requirements set forth by the rules of the respective youth organizations, the Lancaster County Super Fair, and set forth in the Lancaster County Fair Book as published.

Parent or Guardian Signature

4-H Leader Signature

Date

Date