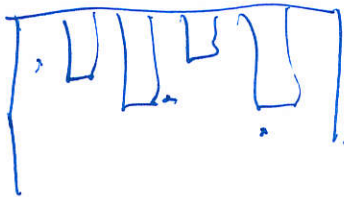


2018 Special Needs Mounted Obstacle Class

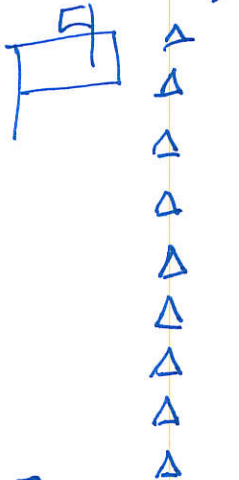
1. Enter the arena and stop at the left side of the cone. Acknowledge judge.
2. Walk to the gate. Open the gate with your right hand and drop the rope. Pass through the gate.
3. Walk through log obstacle
4. Walk or trot to barrel **A**, pick up the item on the barrel with your left hand, walk or trot to barrel **B** on your right side and place the item on top of barrel **B** with your right hand
5. Walk over platform
6. Walk through noodles
7. Walk or trot to the mailbox. Take out the mail and show the judge. Replace the mail and close the mailbox
8. Walk or trot over raised poles
9. Walk into the upside-down "T" at A and stop at B. Back from B to C. Walk straight out.
10. Stop at cone, salute judge and exit the arena.

Note: You may choose to PASS any obstacle that you feel is beyond you or your horse's ability at any time before or after starting to attempt it. Indicate to the judge you wish to pass that obstacle. This course is very similar to the course used by the other 4-H riders to give all riders the opportunity to be treated equally. The course was designed to challenge all ages and levels of riders and some obstacles may not be a good fit for you. I would rather you pass than have a bad experience with your horse or put yourself in a dangerous situation.

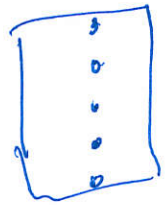
6



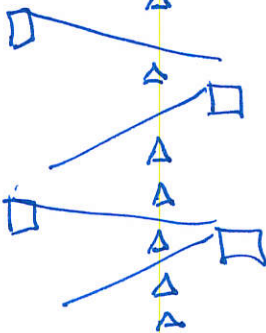
7



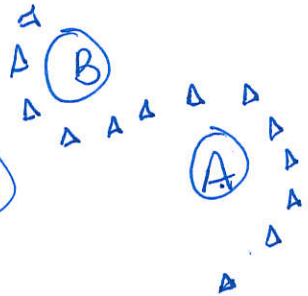
5



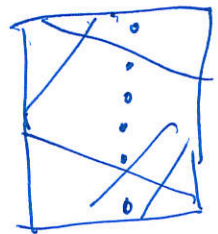
8



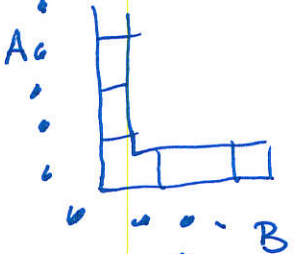
4




3



9



2



10

Gate

- Walk
- - - trot
- Δ walk or trot
- mm back

* Not to scale